

RESEARCH ACTIVITY ADMINISTERED
IN SUPPORT OF

San Diego State University
Fiscal Year 2020-21



SAN DIEGO STATE
UNIVERSITY

Research Foundation

FISCAL YEAR 2020-2021

PROPOSALS SUBMITTED

1,231

AWARDS RECEIVED

\$140,623,428

TOTAL GRANT & CONTRACT EXPENDITURES

\$124,118,132

REVENUES ADMINISTERED

\$250,093,599

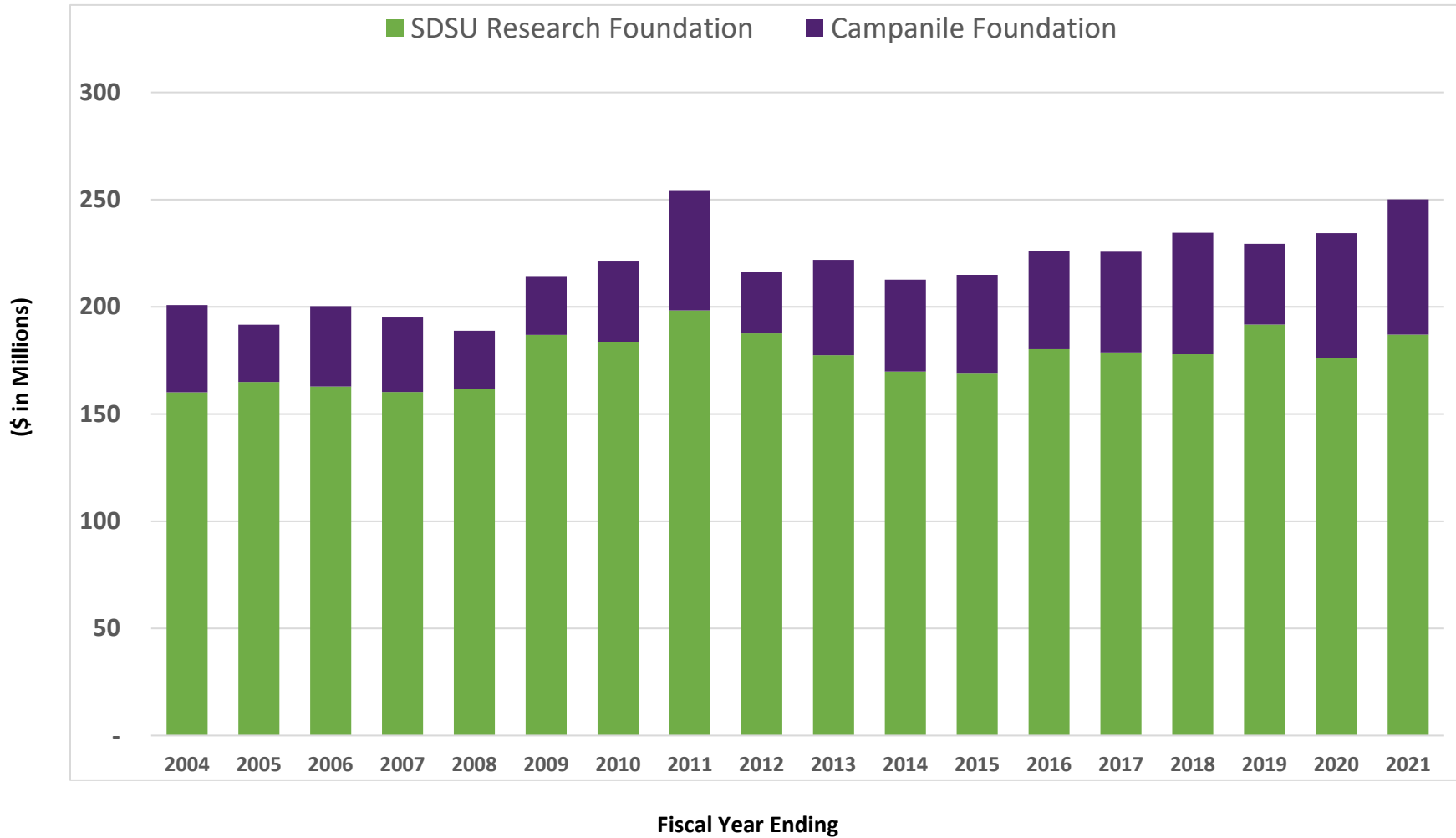
AWARDS RECEIVED ON BEHALF OF
SAN DIEGO STATE UNIVERSITY
FISCAL YEAR 2020-21

<i>College</i>	<i>Total Number of Awards</i>	<i>Percentage of Awards</i>	<i>PI/Co-PI Total Award Amount</i>	<i>Percentage of Total Award Amount</i>	<i>PI/Co-PI Total F&A Amount</i>	<i>PI/Co-PI Total F&A Amount</i>	<i>Count of PIs</i>	<i>Percentage of Awarded PI/Co-PIs</i>
<i>Business & Financial Affairs</i>	1	0%	\$204,500	0%	\$10,225	0%	1	0%
<i>College of Arts & Letters</i>	42	6%	\$5,144,388	4%	\$1,297,018	5%	20	6%
<i>College of Education</i>	133	18%	\$18,758,164	13%	\$1,576,991	6%	49	15%
<i>College of Engineering</i>	62	9%	\$10,423,324	7%	\$1,960,880	7%	38	12%
<i>College of Health & Hum Serv</i>	179	25%	\$51,342,888	37%	\$10,331,824	38%	59	18%
<i>College of PSFA</i>	12	2%	\$501,566	0%	\$97,852	0%	11	3%
<i>College of Sciences</i>	230	32%	\$41,985,222	30%	\$11,129,608	41%	121	38%
<i>Fowler College of Business</i>	4	1%	\$292,936	0%	\$97,164	0%	4	1%
<i>KPBS - Grant Funds</i>	14	2%	\$6,703,394	5%	\$57,846	0%	2	1%
<i>Membership/Educ & New Media KPBS</i>	2	0%	\$149,000	0%	\$3,612	0%	1	0%
<i>Office of the President</i>	1	0%	\$600,000	0%	\$0	0%	1	0%
<i>SDSU Global Campus</i>	5	1%	\$161,993	0%	\$9,169	0%	1	0%
<i>SDSU Imperial Valley</i>	3	0%	\$459,679	0%	\$22,272	0%	2	1%
<i>VP Academic Affairs</i>	5	1%	\$59,913	0%	\$14,540	0%	3	1%
<i>VP Research & Innovation</i>	24	3%	\$2,646,010	2%	\$181,522	1%	2	1%
<i>VP Student Affairs</i>	6	1%	\$1,190,453	1%	\$83,496	0%	5	2%
TOTAL	723	100%	\$140,623,428	100%	\$26,874,019	100%	320	100%

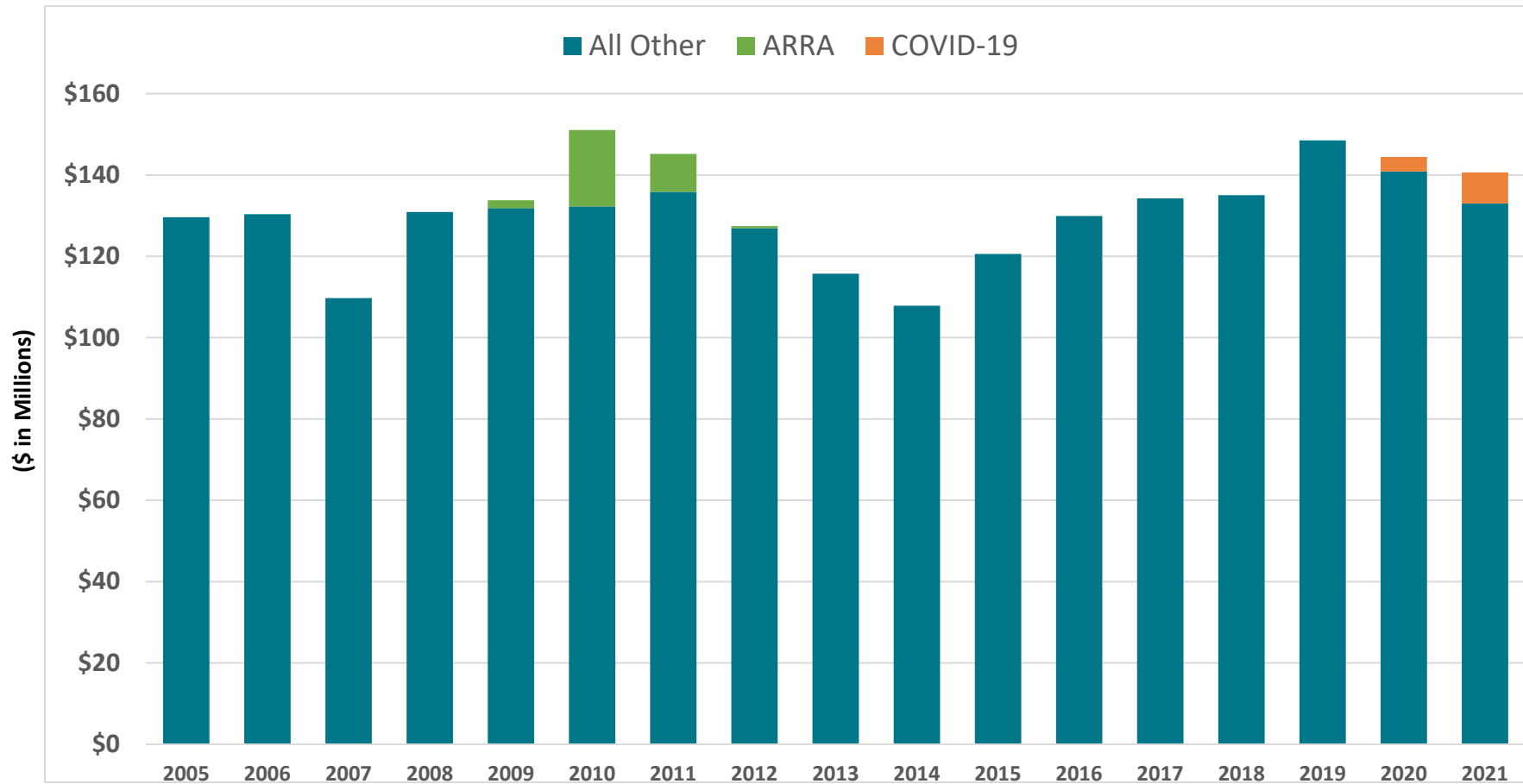
PROPOSALS SUBMITTED ON BEHALF OF
SAN DIEGO STATE UNIVERSITY
FISCAL YEAR 2020-21

<i>College</i>	<i>Total Number Submitted</i>	<i>Percentage of Submissions</i>	<i>PI/Co-PI Total Submitted</i>	<i>Percentage of Total Submitted</i>	<i>PI/Co-PI Total F&A Amount</i>	<i>Percentage of F&A Submitted</i>	<i>Number of PIs Submitting</i>	<i>Percentage of PIs Submitting</i>
<i>Business & Financial Affairs</i>	1	0%	\$204,500	0%	\$10,225	0%	1	0%
<i>College of Arts & Letters</i>	67	5%	\$6,313,115	2%	\$1,465,871	3%	36	8%
<i>College of Education</i>	172	14%	\$30,362,347	12%	\$2,644,240	5%	59	13%
<i>College of Engineering</i>	175	14%	\$31,792,924	13%	\$6,421,294	13%	62	13%
<i>College of Health & Hum Serv</i>	287	23%	\$71,911,149	28%	\$14,987,056	30%	81	17%
<i>College of PSFA</i>	27	2%	\$2,634,041	1%	\$649,507	1%	24	5%
<i>College of Sciences</i>	430	35%	\$95,498,620	38%	\$23,176,474	46%	174	37%
<i>Fowler College of Business</i>	9	1%	\$1,274,280	1%	\$346,079	1%	11	2%
<i>Georgia Campus</i>	11	1%	\$4,922,384	2%	\$7,057	0%	2	0%
<i>KPBS - Grant Funds</i>	5	0%	\$1,748,906	1%	\$7,876	0%	1	0%
<i>Office of the President</i>	2	0%	\$1,372,511	1%	\$126,949	0%	3	1%
<i>SDSU Global Campus</i>	5	0%	\$195,276	0%	\$11,053	0%	1	0%
<i>SDSU Imperial Valley</i>	3	0%	\$641,876	0%	\$71,212	0%	2	0%
<i>VP Academic Affairs</i>	7	1%	\$208,081	0%	\$28,057	0%	5	1%
<i>VP Grad/Research Affairs</i>	24	2%	\$3,896,463	2%	\$676,583	1%	2	0%
<i>VP Student Affairs</i>	8	1%	\$1,123,094	0%	\$116,813	0%	5	1%
TOTAL:	1231	100%	\$254,099,566	100%	\$50,746,346	100%	469	100%

TOTAL REVENUES ADMINISTERED



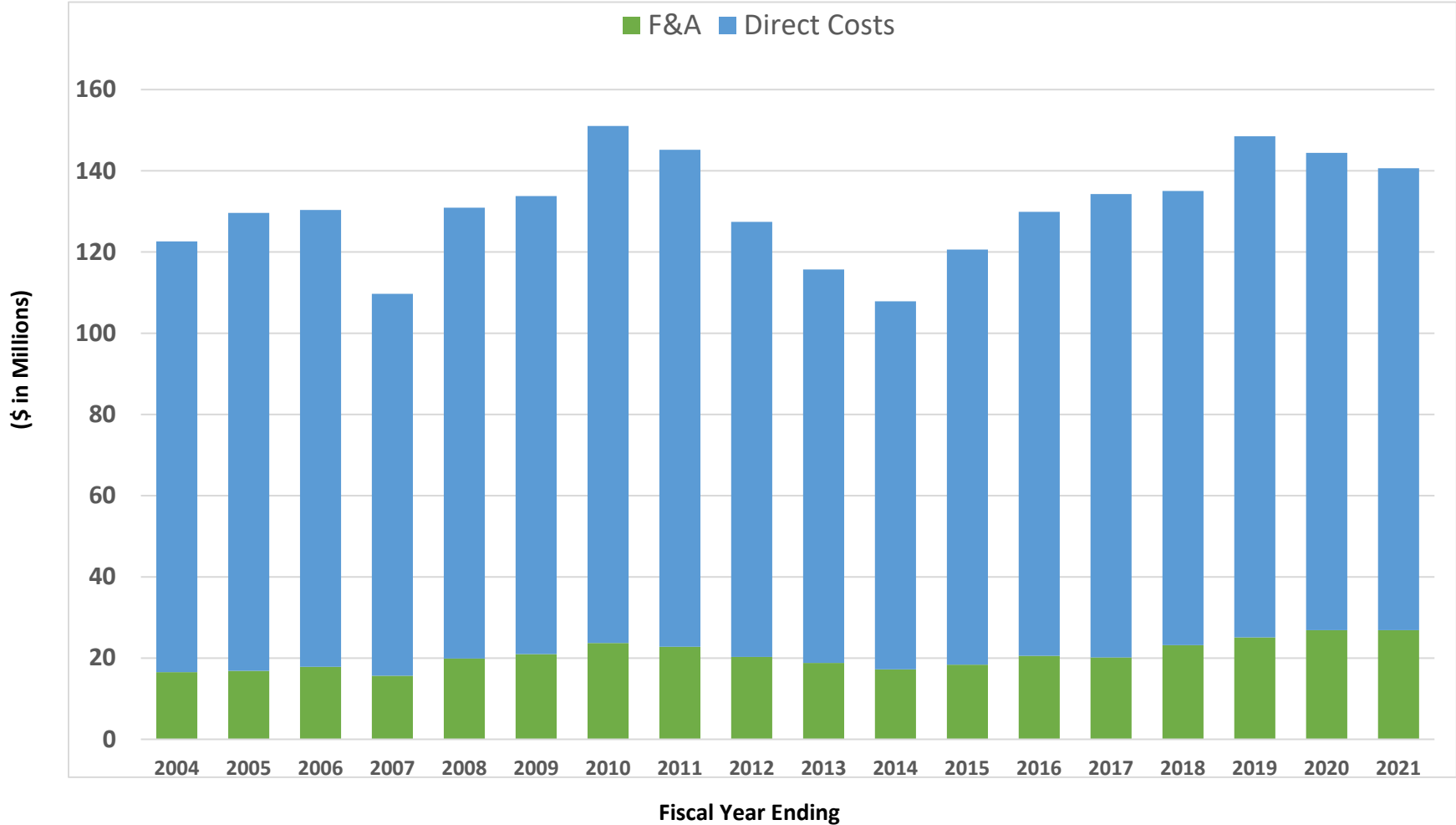
DOLLAR AMOUNT OF AWARDS



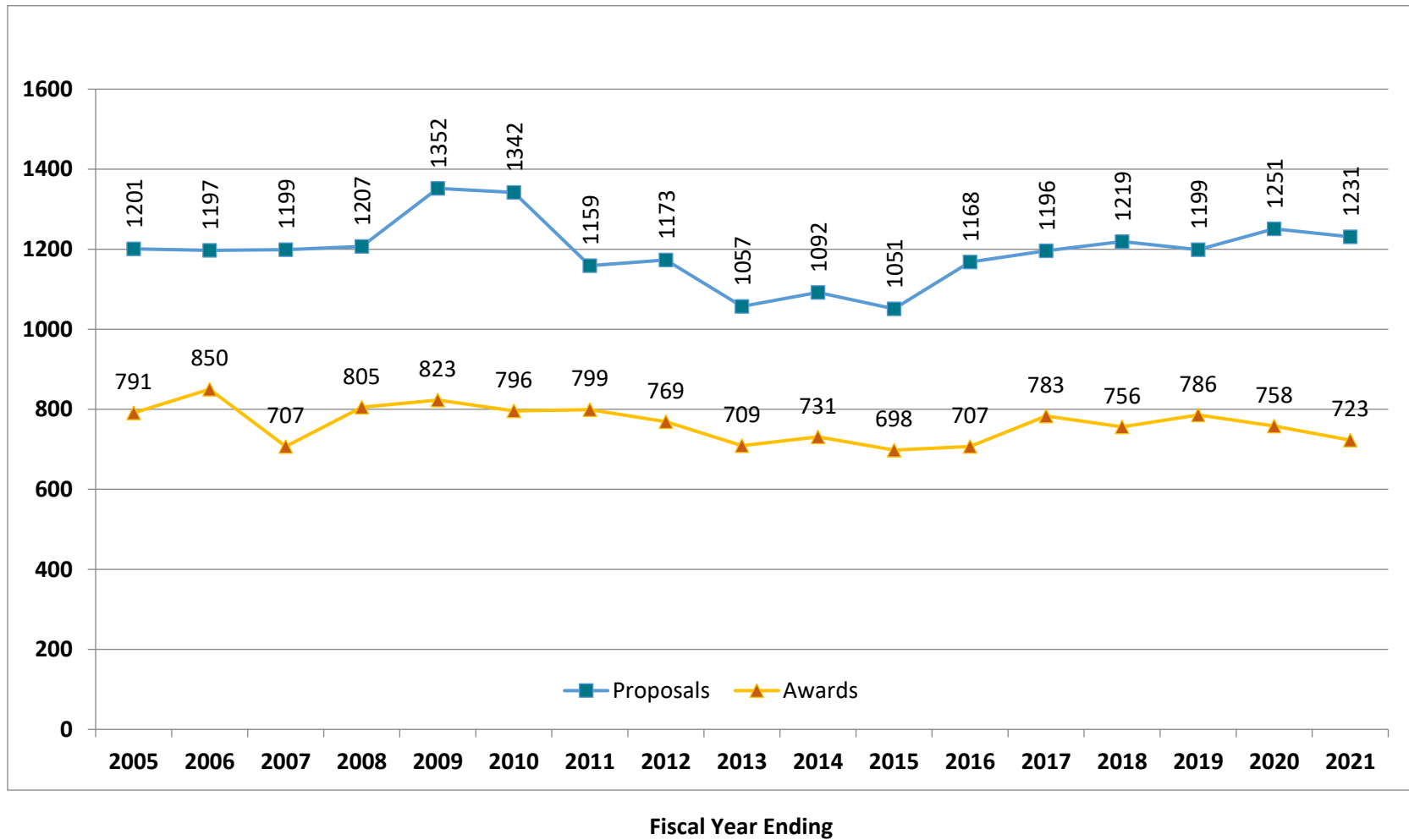
ARRA - American Recovery and Reinvestment Act of 2009 funding
COVID-19 awards

Fiscal Year Ending

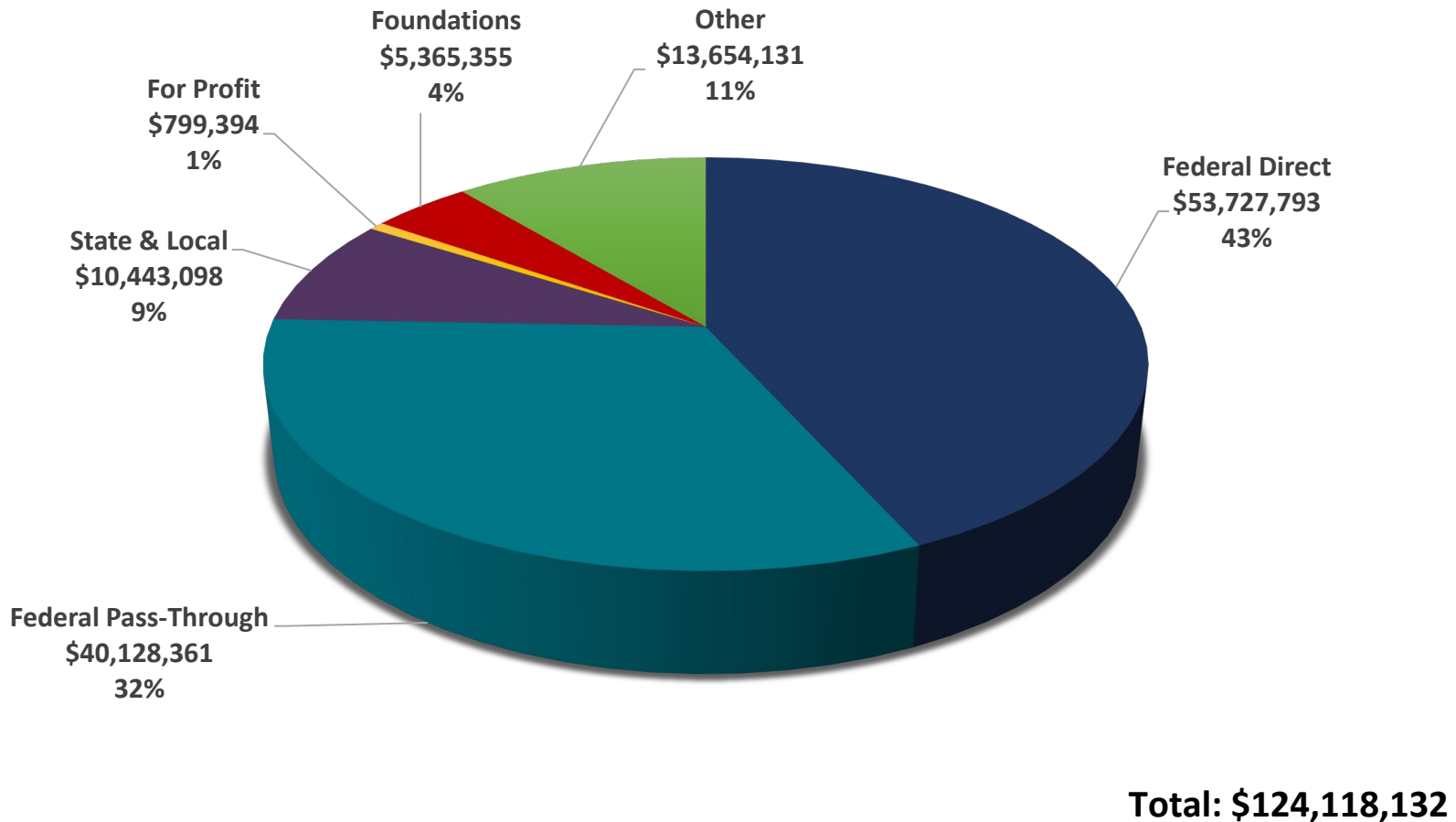
AWARD DOLLARS INCLUDING F&A



NUMBER OF PROPOSALS AND AWARDS



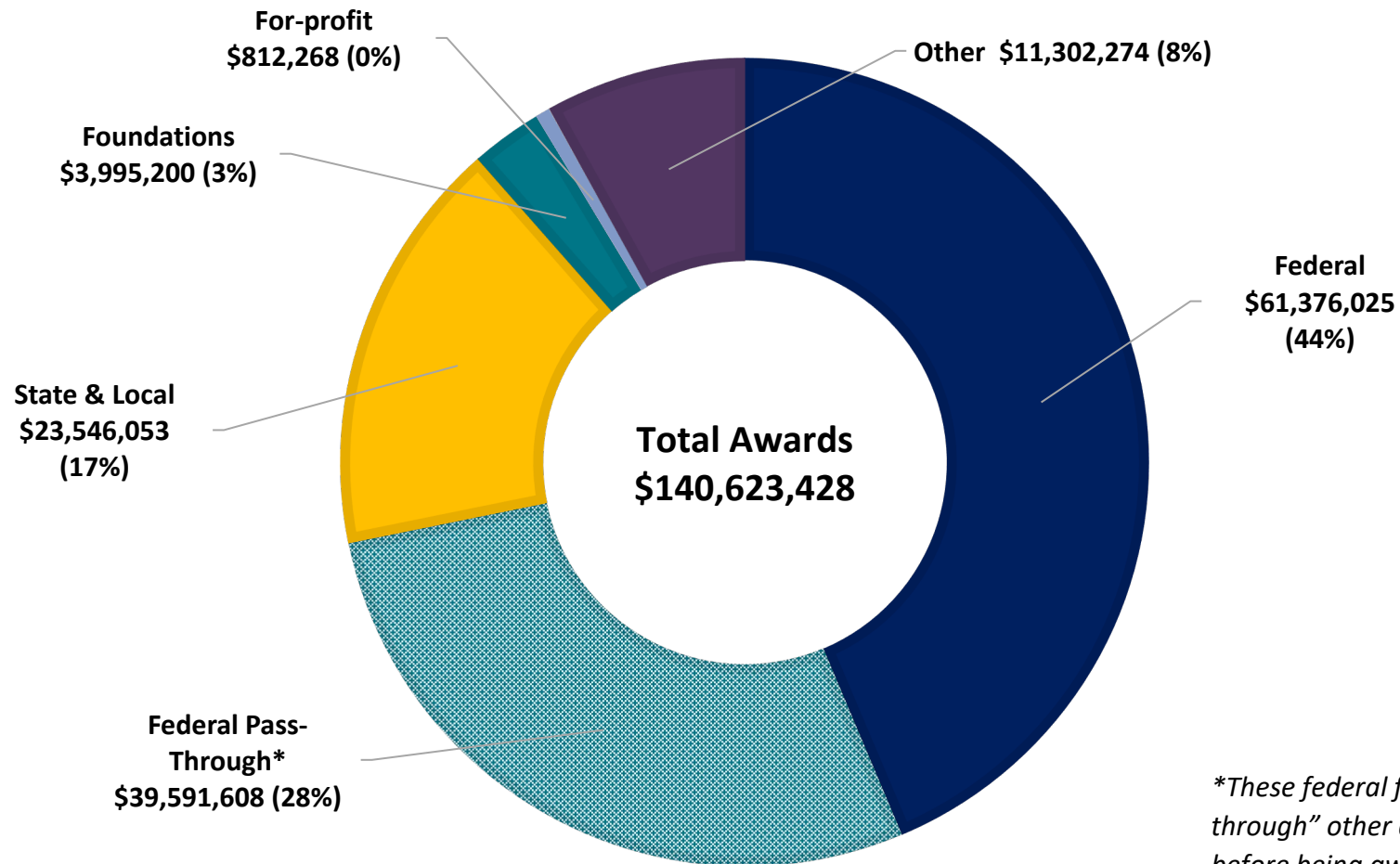
SDSU RESEARCH FOUNDATION SPONSORED PROGRAM
EXPENDITURES BY FUNDING SOURCE
FISCAL YEAR 2020-21



*Includes NIH Endowment Funds

AWARDS BY SPONSOR TYPE

FY 2020-21



**These federal funds "pass-through" other agencies before being awarded to SDSU Research Foundation*