

# **Research Activity Administered in Support of**



**San Diego State University**  
**Fiscal Year 2021-22**



**SDSU**

---

**Research  
Foundation**

# **Fiscal Year**

**2021-2022**

**Proposals Submitted**

**1,237**

**Awards Received**

**\$164,466,566**

**Total Grant &  
Contract Expenditures**

**\$129,704,840**

**Revenues  
Administered**

**\$241,157,805**

# Awards Received on Behalf of San Diego State University



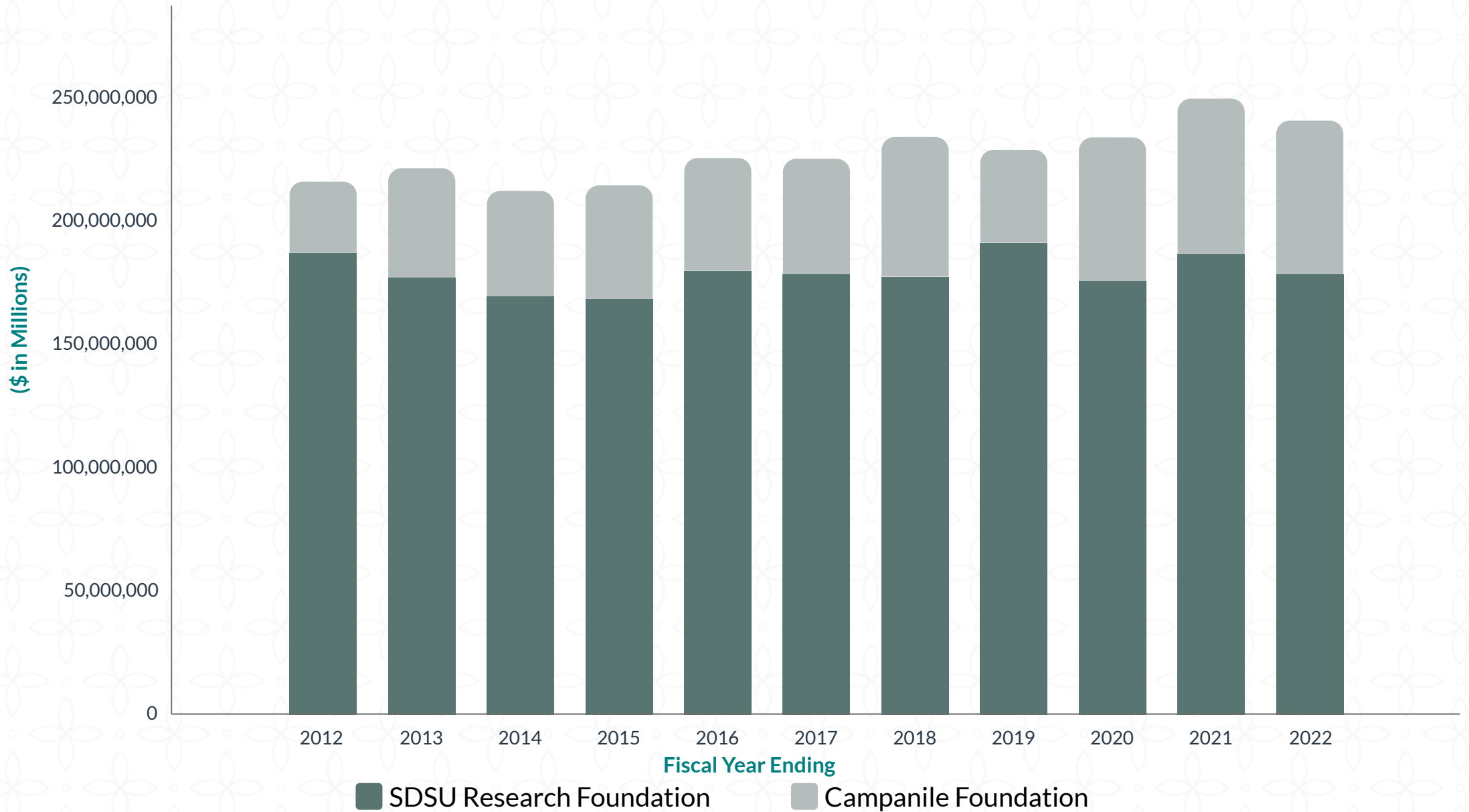
College	Total Number of Awards	% of Awards	PI/Co-PI Total Award Amount	% of Total Award Amount	PI/Co-PI Total F&A Amount	% of PI/Co-PI Total F&A Amount	Count of PIs	% of Awarded PI/Co-PIs
Business & Financial Affairs	1	0%	\$204,500	0%	\$10,225	0%	1	0%
College of Arts & Letters	49	6%	\$6,434,285	4%	\$1,366,143	5%	26	7%
College of Education	143	19%	\$26,035,649	16%	\$2,301,234	8%	53	15%
College of Engineering	75	10%	\$10,543,161	6%	\$2,566,170	9%	42	12%
College of Health & Human Services	202	27%	\$64,549,147	39%	\$11,960,684	40%	71	20%
College of PSFA	18	2%	\$1,547,368	1%	\$294,535	1%	12	3%
College of Sciences	210	28%	\$43,356,239	26%	\$10,693,858	36%	120	34%
Fowler College of Business	7	1%	\$1,563,812	1%	\$201,066	1%	7	2%
Information Technology	1	0%	\$1,000	0%	\$0	0%	1	0%
KPBS - Grant Funds	16	2%	\$5,584,397	3%	\$57,514	0%	2	1%
SDSU Global Campus	6	1%	\$446,711	0%	\$20,808	0%	2	1%
SDSU Imperial Valley	5	1%	\$1,091,183	1%	\$167,764	1%	4	1%
VP Academic Affairs	5	1%	\$159,802	0%	\$28,811	0%	3	1%
VP Research & Innovation	17	2%	\$1,717,365	1%	\$219,829	1%	2	1%
VP Student Affairs & Campus Diversity	6	1%	\$1,231,947	1%	\$56,894	0%	4	1%
<b>TOTAL:</b>	<b>761</b>	<b>100%</b>	<b>\$164,466,566</b>	<b>100%</b>	<b>\$29,945,533</b>	<b>100%</b>	<b>350</b>	<b>100%</b>

# Proposals Submitted on Behalf of San Diego State University



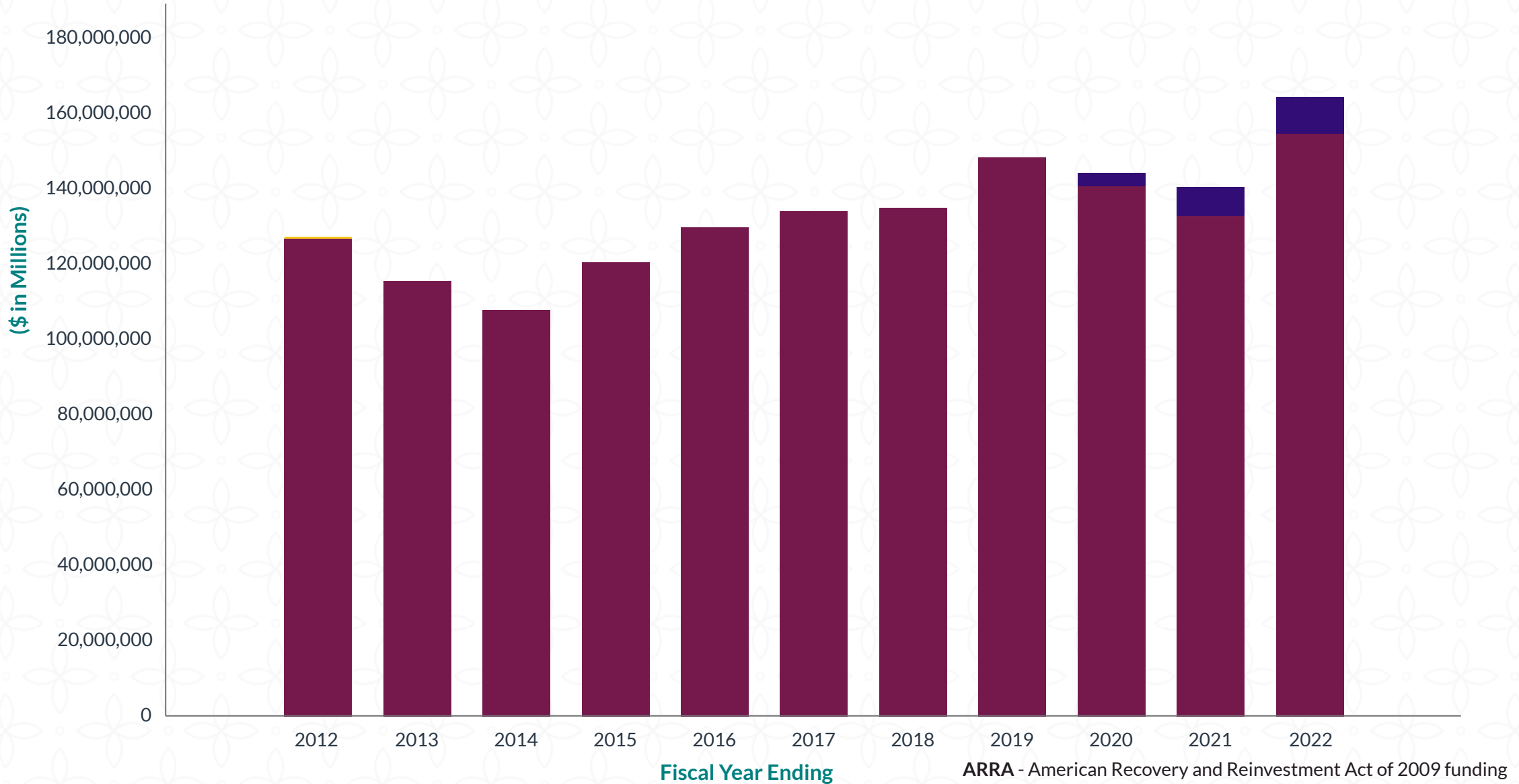
College	Total Number Submitted	% of Submissions	PI/Co-PI Total Submitted	Percentage of Total Submitted	PI/Co-PI F&A Submitted	% of F&A Submitted	Number of PIs Submitting	% of PIs Submitting
Business & Financial Affairs	1	0%	\$204,500	0%	\$10,225	0%	1	0%
College of Arts & Letters	92	7%	\$10,326,718	4%	\$2,416,958	4%	45	9%
College of Education	189	15%	\$37,446,628	13%	\$4,305,788	7%	64	13%
College of Engineering	142	11%	\$25,807,014	9%	\$5,847,584	10%	57	12%
College of Health & Human Services	304	25%	\$119,514,773	41%	\$22,385,151	39%	91	19%
College of PSFA	47	4%	\$4,443,332	2%	\$772,353	1%	22	5%
College of Sciences	380	31%	\$80,375,169	27%	\$20,468,496	36%	159	33%
Fowler College of Business	16	1%	\$3,378,320	1%	\$778,832	1%	13	3%
Information Technology	2	0%	\$297,832	0%	\$78,036	0%	2	0%
KPBS - Grant Funds	15	1%	\$6,784,747	2%	\$18,082	0%	2	0%
SDSU Global Campus	6	0%	\$446,711	0%	\$20,808	0%	2	0%
SDSU Imperial Valley	6	0%	\$916,994	0%	\$162,526	0%	4	1%
VP Academic Affairs	10	1%	\$505,143	0%	\$59,913	0%	6	1%
VP Research & Innovation	16	1%	\$1,519,290	1%	\$150,063	0%	2	0%
VP Student Affairs & Campus Diversity	11	1%	\$1,844,702	1%	\$90,793	0%	7	1%
<b>TOTAL:</b>	<b>1,237</b>	<b>100%</b>	<b>\$293,811,873</b>	<b>100%</b>	<b>\$57,565,606</b>	<b>100%</b>	<b>477</b>	<b>100%</b>

# TOTAL REVENUES ADMINISTERED



# DOLLAR AMOUNT OF AWARDS

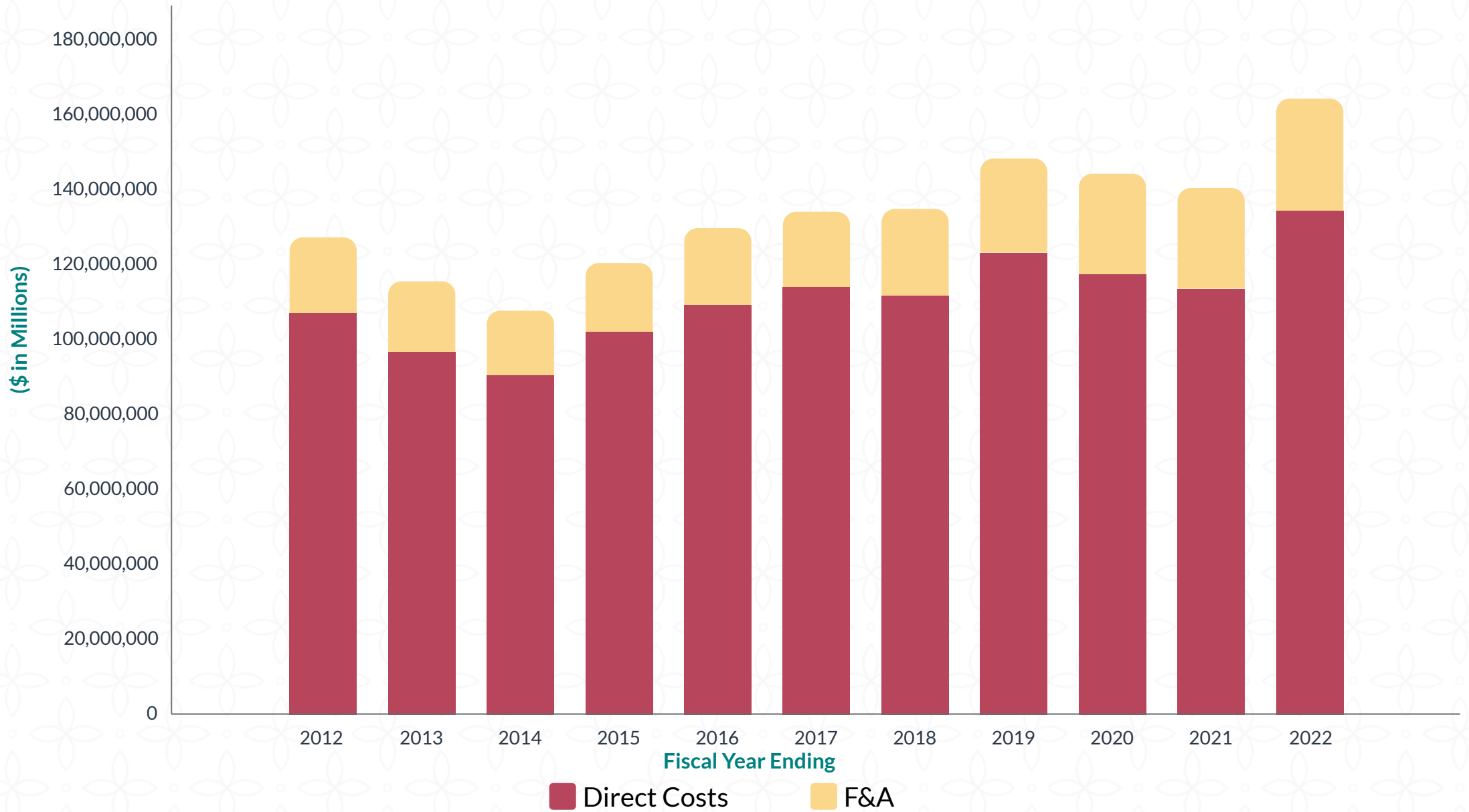
All Other COVID-19 ARRA



ARRA - American Recovery and Reinvestment Act of 2009 funding  
COVID-19 awards

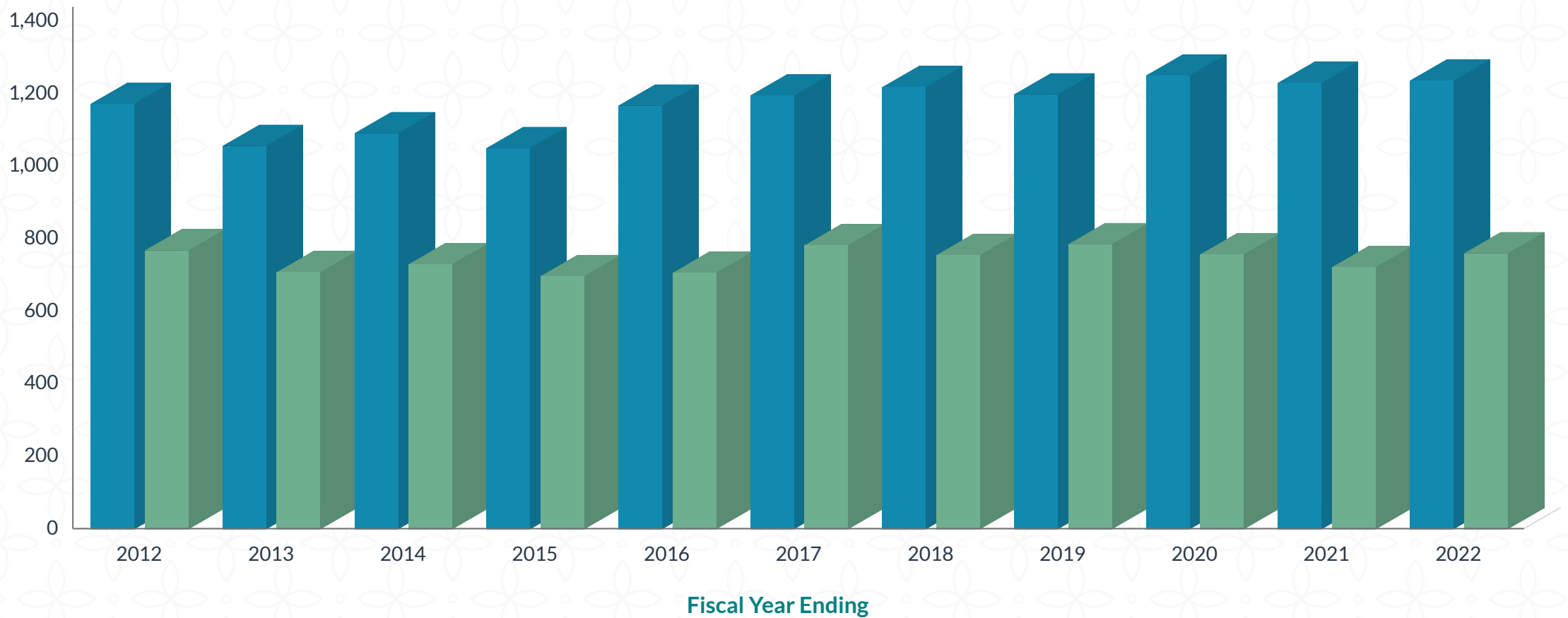


# AWARD DOLLARS INCLUDING F&A



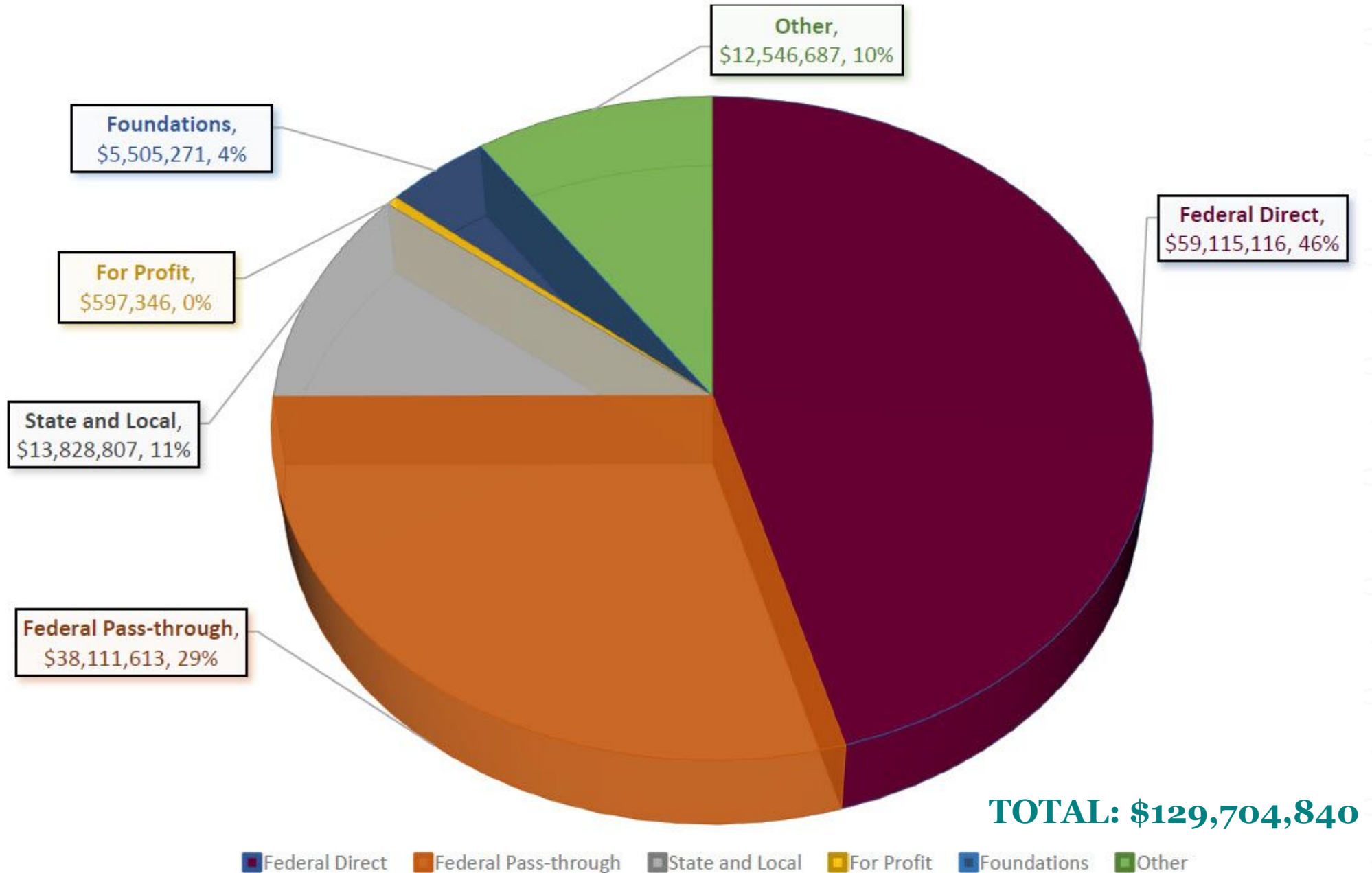
# NUMBER OF PROPOSALS AND AWARDS

Proposals Awards

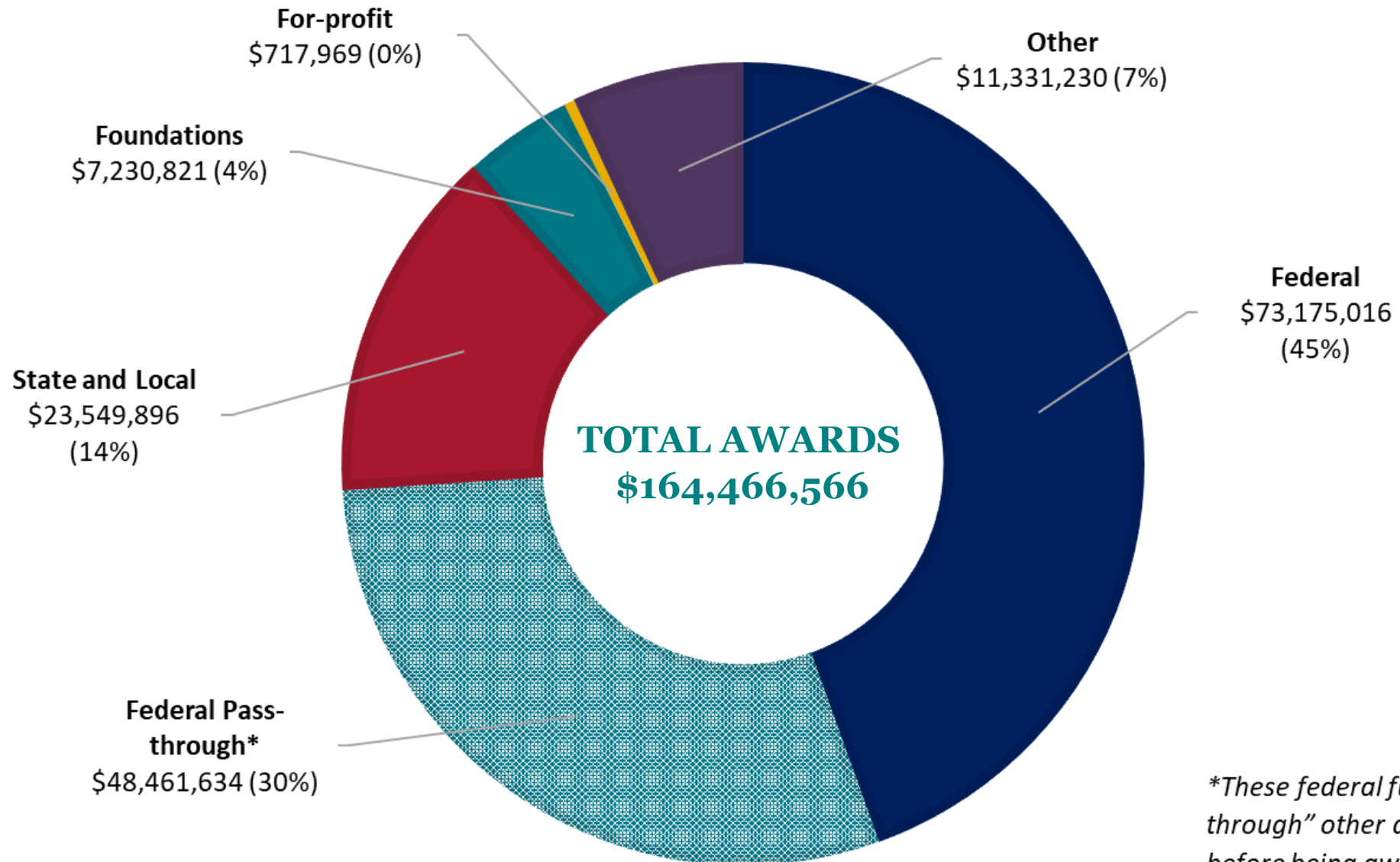




# SDSU RESEARCH FOUNDATION SPONSORED PROGRAM EXPENDITURES BY FUNDING SOURCE



# AWARDS BY SPONSOR TYPE



*\*These federal funds "pass-through" other agencies before being awarded to SDSU Research Foundation*