



SAN DIEGO STATE
UNIVERSITY

Research Foundation

***Research Activity Administered
in support of***

***San Diego State University
Fiscal Year 2016-2017***

Fiscal Year 2016-2017

Proposals Submitted

1,039

Awards Received

\$134,264,146

Total Contracts & Grants Expenditures

\$115,485,493

Revenues Administered

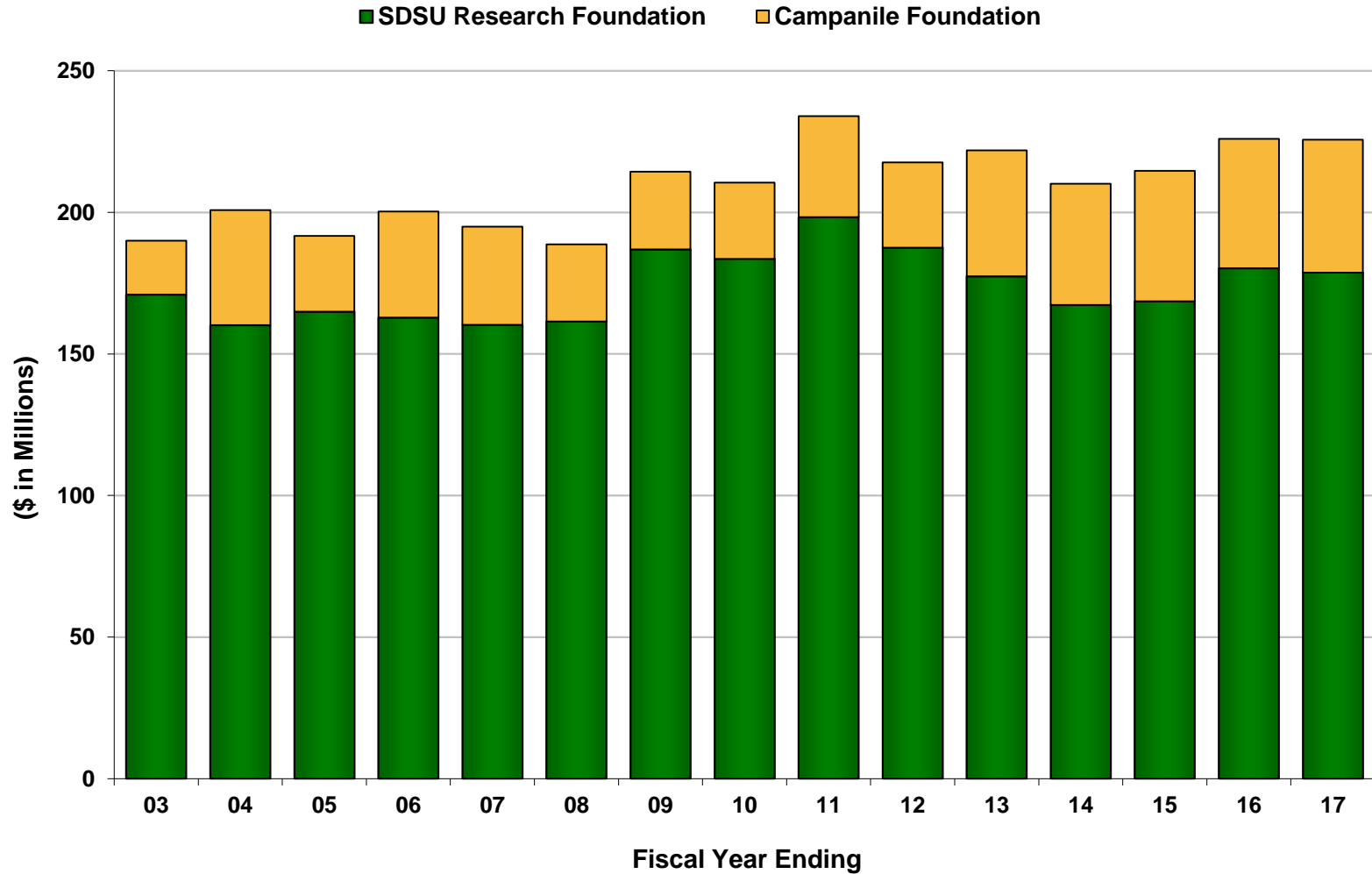
\$225,682,264

Awards Received on Behalf of San Diego State University FY 2016-2017

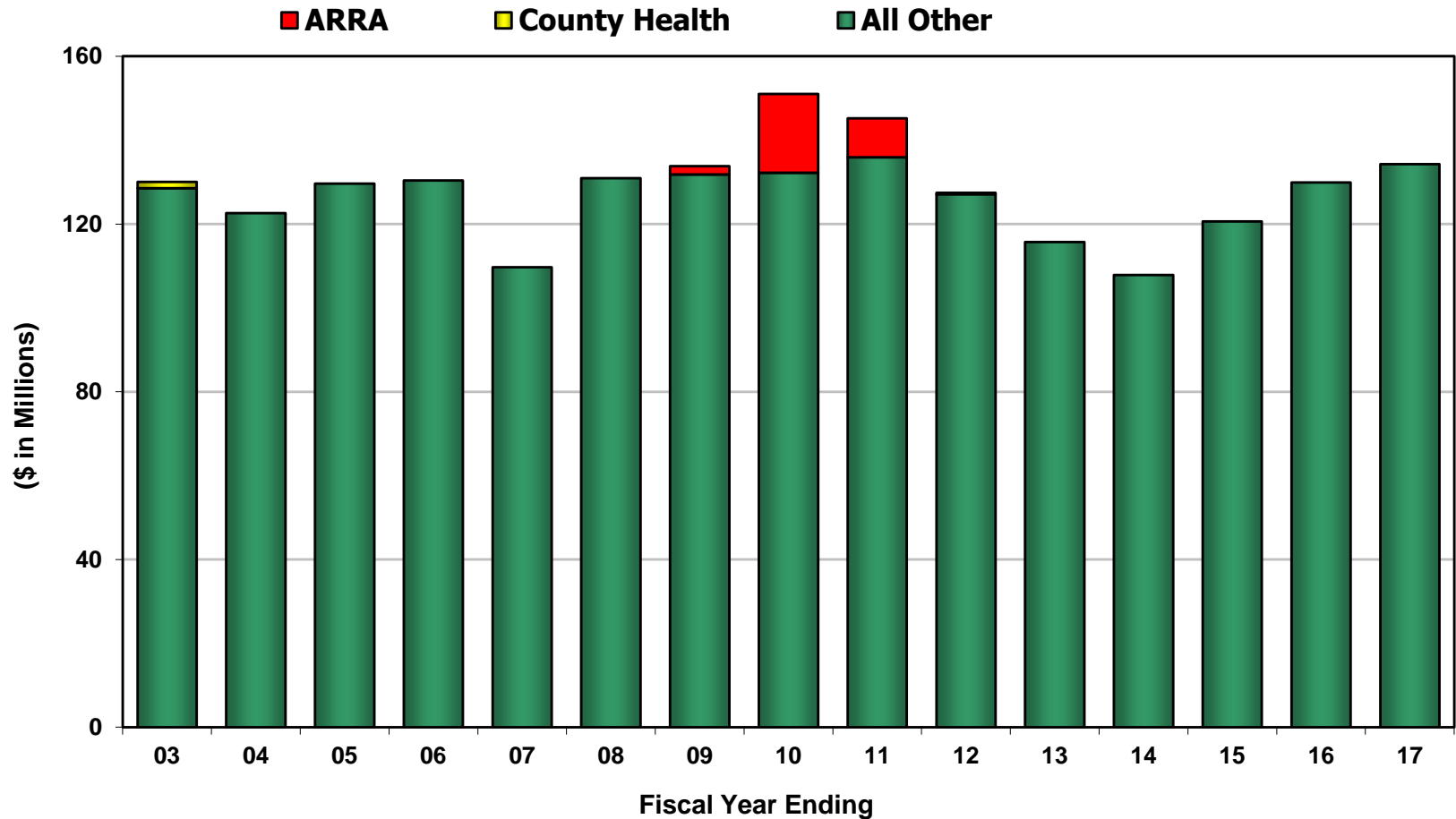
	Total Number of Awards	Number of PIs	Percentage Number of Awards	Total Number of Proposals*	Number of Proposers	Percentage Number of Proposals	Total Dollar Amount of Awards	Percentage Dollars of Awards Received	F&A Dollars Awarded	Number of T/TT Faculty	Award Dollars per T/TT
<i>Arts and Letters</i>	69	21	8.8%	91	37	8.8%	6,727,591	5.0%	1,512,428	168	40,045
<i>Business Administration</i>	8	6	1.0%	16	11	1.5%	878,855	0.7%	128,929	65	13,521
<i>Education</i>	133	36	17.0%	149	48	14.3%	27,275,560	20.3%	2,373,009	61	447,140
<i>Engineering</i>	73	32	9.3%	124	48	11.9%	7,898,305	5.9%	1,649,166	54	146,265
<i>Health & Human Services</i>	132	49	16.9%	189	74	18.2%	38,410,094	28.6%	5,662,714	83	462,772
<i>Professional Studies & Fine Arts</i>	11	10	1.4%	16	11	1.5%	1,146,849	0.9%	243,900	95	12,072
<i>Sciences</i>	224	106	28.6%	363	152	34.9%	35,085,483	26.1%	7,324,832	155	226,358
<i>Imperial Valley Campus</i>	12	3	1.5%	5	3	0.5%	742,235	0.6%	64,150	15	49,482
<i>Georgia Campus</i>	3	1	0.4%	4	1	0.4%	4,951,181	3.7%	682,300		0
<i>Student Affairs</i>	6	4	0.8%	6	4	0.6%	1,225,101	0.9%	51,523		0
<i>Extended Studies</i>	38	1	4.9%	39	2	3.8%	2,406,946	1.8%	136,244		0
<i>KPBS</i>	12	2	1.5%	18	2	1.7%	4,309,553	3.2%	23,105		0
<i>Institutional</i>	62	7	7.9%	19	11	1.8%	3,206,393	2.4%	295,810		0
TOTAL	783	278	100%	1,039	404	100%	134,264,146	100%	20,148,110	696	192,908

Institutional includes: Business & Financial Affairs, Graduate & Research Affairs, Academic Affairs
 Proposal count does not include supplements

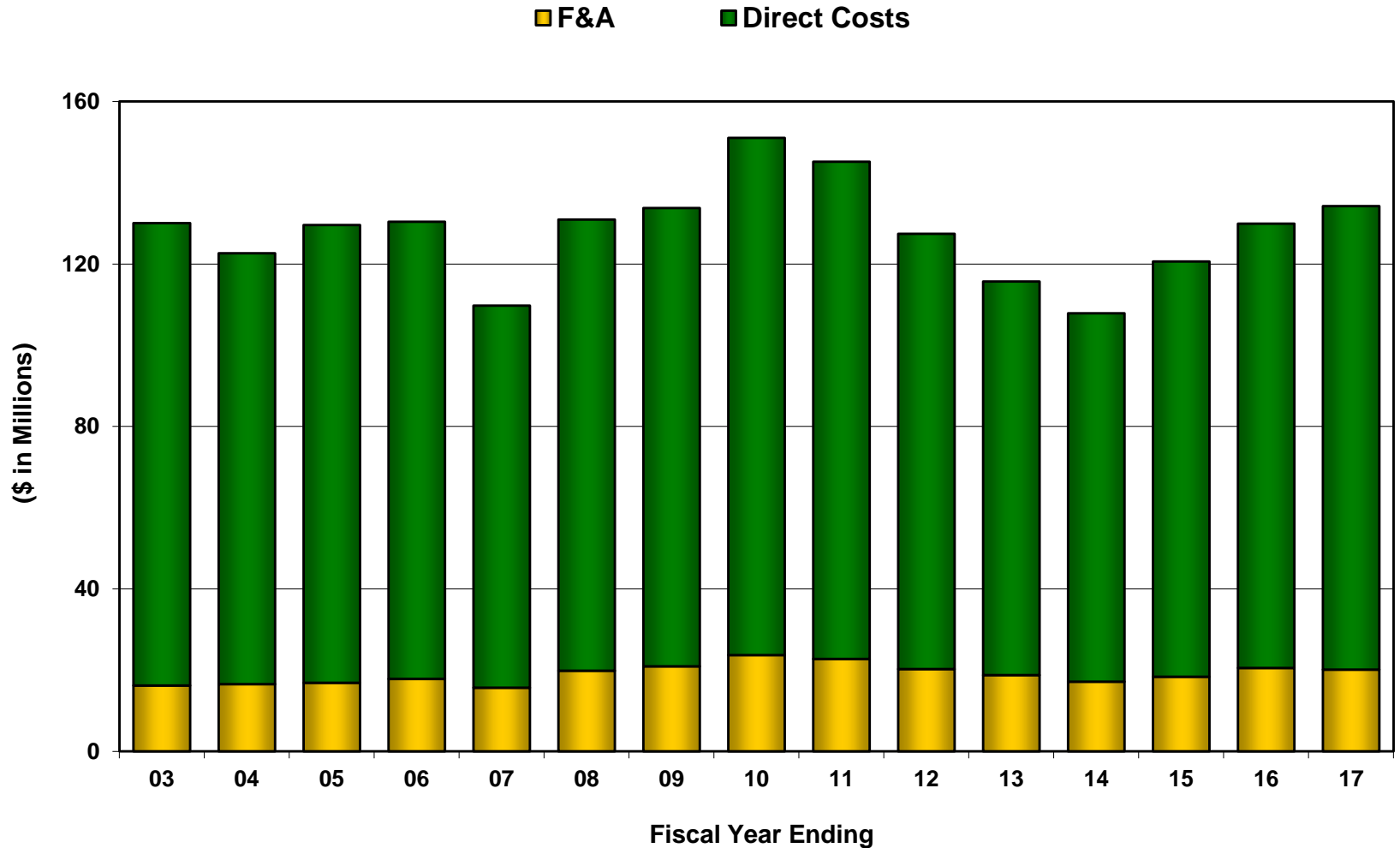
Total Revenues Administered



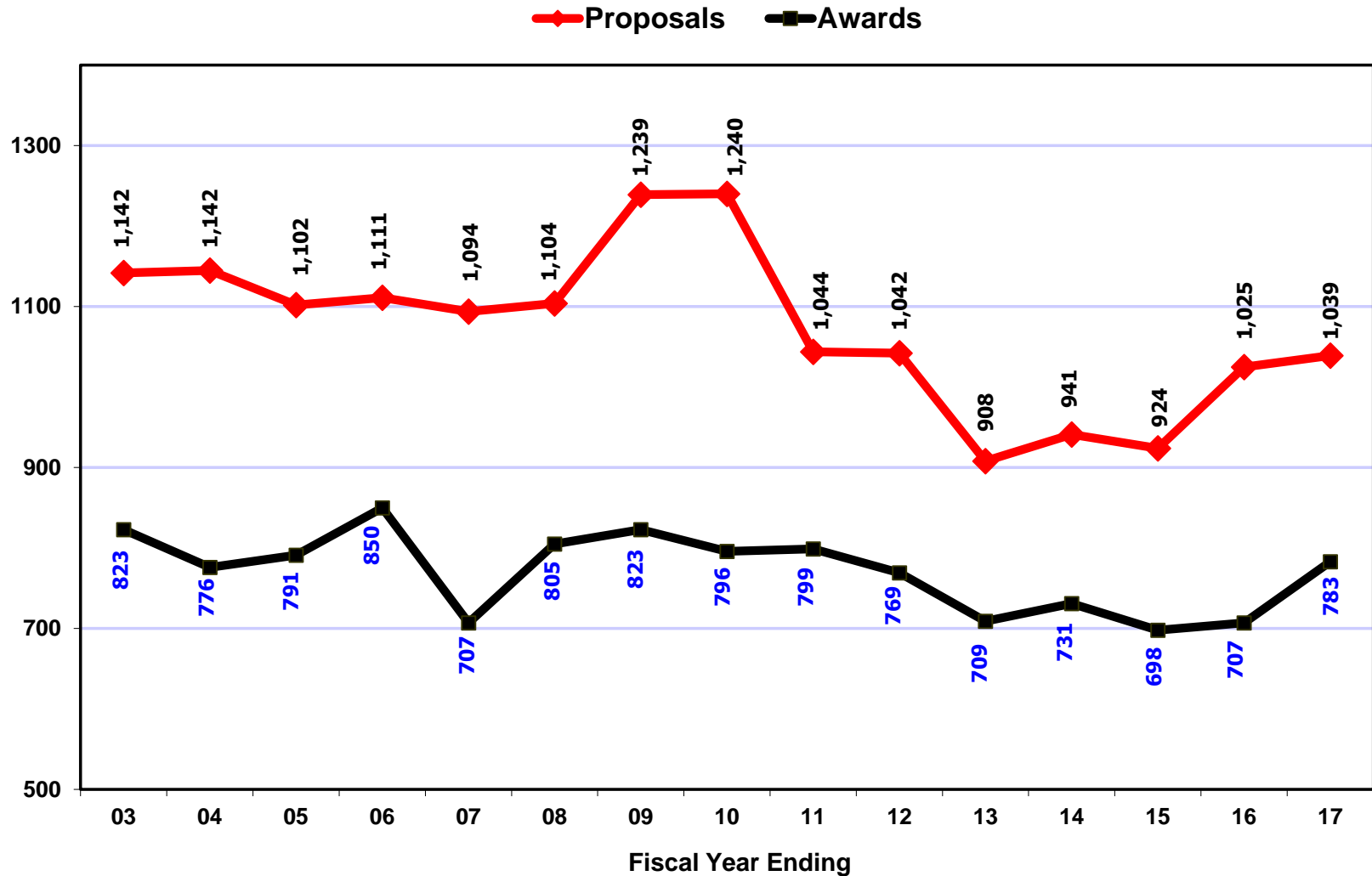
Dollar Amount of Awards



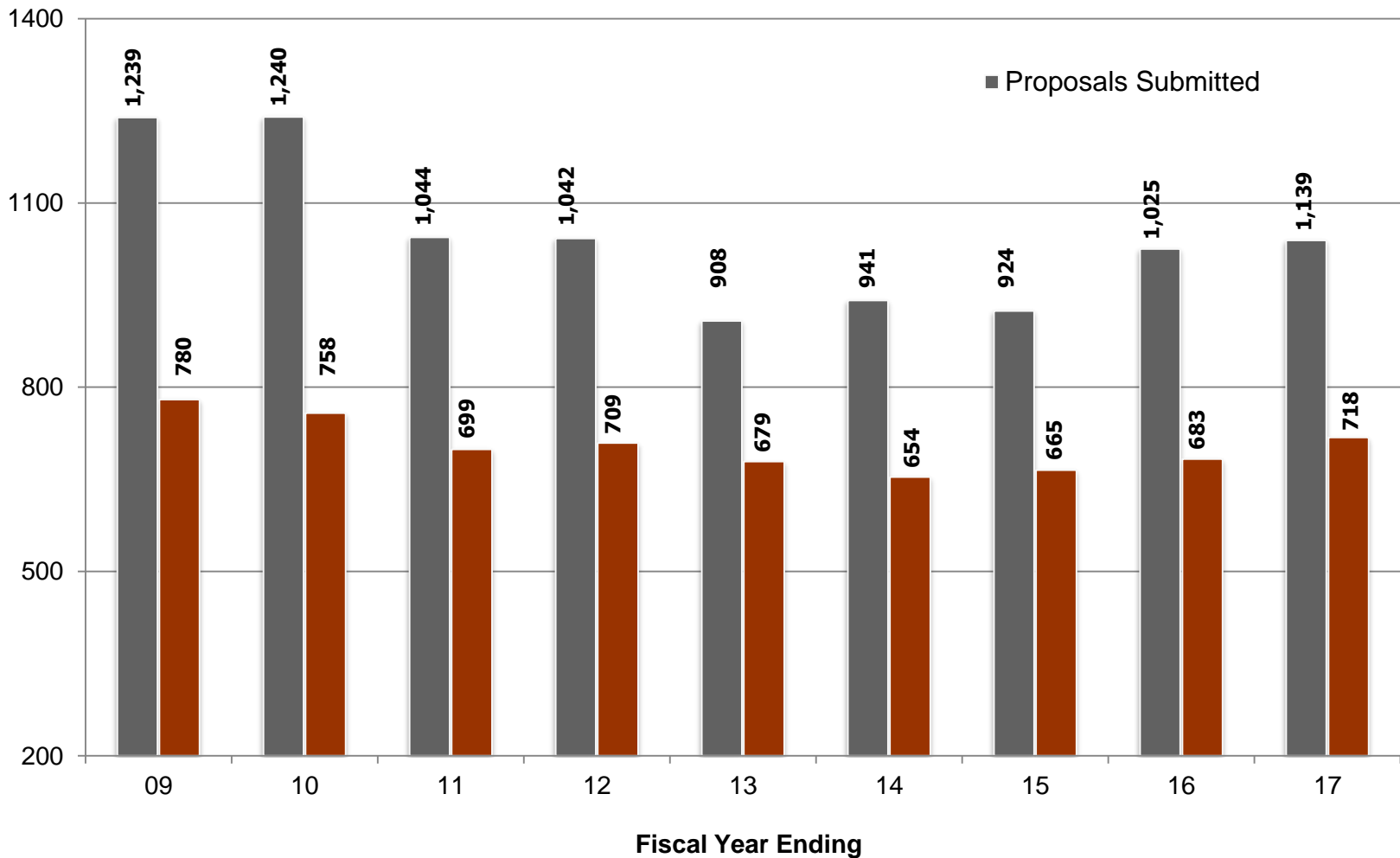
Award Dollars Including F&A



Number of Proposals and Awards



Number of Tenured/Tenured Track Faculty vs. Proposals Submitted



SDSU Research Foundation Sponsored Programs Expenditures by Funding Source

